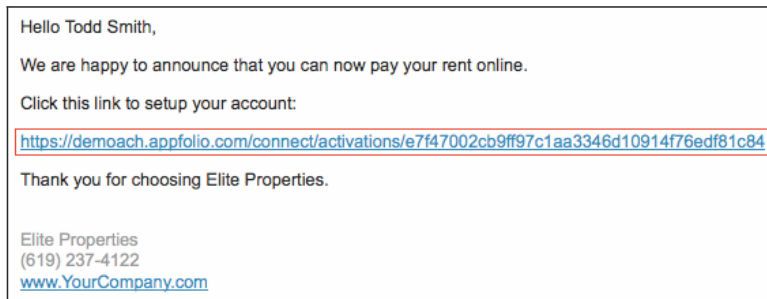


Step 1: Send us your request

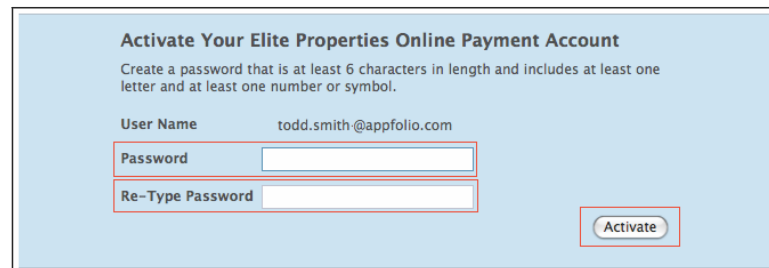
Simply send us an email titled "Tenant Portal Activation" to info@wpirealestate.com with your name and property address.

Step 2: Receiving the activation email and activating your account

After receiving your email invitation, you can activate your account by clicking the activation link in the activation email. If the link does not work for you by simply clicking on it, you may copy and paste the link into your browser address bar to load the Activation Page.



The Activation Page will open and take you to the initial log in page where you will be asked to create a password. Once you create your password you will click the Create button to create and activate your account. You are then entered into the Tenant Online Portal and be able to manage your electronic payment transactions.



Activate Your Elite Properties Online Payment Account

Create a password that is at least 6 characters in length and includes at least one letter and at least one number or symbol.

User Name

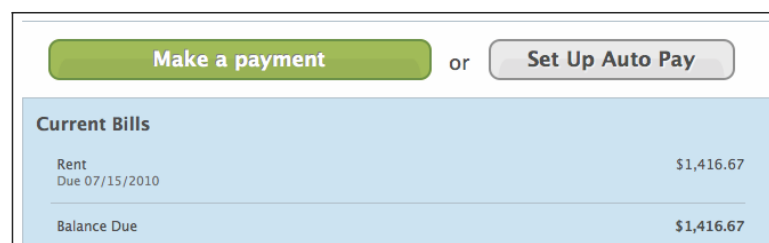
Password

Re-Type Password

Step 3: Make one-time payments or set up auto payments

From the tenant portal, the tenant can:

- View current and upcoming charges



or

Current Bills

| | |
|----------------|------------|
| Rent | \$1,416.67 |
| Due 07/15/2010 | |
| <hr/> | |
| Balance Due | \$1,416.67 |

Congratulations! Now you can:

- View past payments (online and other payments)

| Past Payments | |
|--|------------|
| <input checked="" type="checkbox"/> Payment on July 15, 2010 Includes Security Deposits Paid by: You | \$2,500.00 |
| <input checked="" type="checkbox"/> Payment on July 15, 2010 Includes Rent Paid by: You | \$1,416.67 |

- Make an immediate or future payment

Make a Payment

1. Payment Details **2. Bank Account Info** > 3. Verify Details > 4. Confirmation

Current Bills ([show details](#))

Balance due \$2,500.00
 Due by 07/16/2010

Pay this amount

Pay on this date

[Next: Enter Bank Account Info](#)

- Set up an automatically recurring future payment.

Set Up Auto Pay

Give this payment a name
ex: Monthly Rent Payment

Pay this amount

Make the first payment on

Repeat this payment every

Account holder First name Last name

Routing number

Account number

This account is: Checking Savings

Save Routing and Account Numbers for next time.

101

Sample Check

Check Number
do not use

⑆000000000⑆ 000000000⑆ 0 10 1

Routing Number
between the ⑆ symbols

Account Number
may be more or less digits than shown here

The first two payments will be made on **July 17, 2010** and **August 17, 2010**.
 You may cancel this payment at any time. If you move out, it will be canceled for you automatically.

[Cancel](#) or [Create Auto Pay](#)